

Dimplex®

Versa

Linear Electric Fireplaces



Versa

www.dimplex.com.au
1300 554 155

The Versa linear fireplace is an elegant addition to any space. The versatility of the fireplace lies in its ability to incorporate multiple install options. Enjoy it as an in-wall, on-wall or as a freestanding unit. The interchangeable fuel bed and the multiple illumination settings transform any space into a traditional or a more contemporary style. Create that cosy feeling with the touch of a button.

Versa

Linear Electric Fireplaces



3 Size Options

DVF1200
DVF1500
DVF1800

SIZE	Dimensions
DVF1200	1219(w) x 495(h) x 132(d)
DVF1500	1524(w) x 495(h) x 132(d)
DVF1800	1829(w) x 495(h) x 132(d)

Interchangeable Media Options



Logs

Pebbles


Small Crystals

Large/Small Crystals

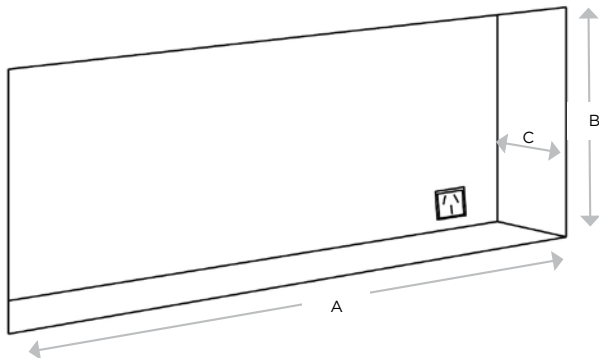
Multi-function remote



Flame Colors















In-wall Installation Dimensions



SIZE	A	B	C
DVF1200	1057	470	165
DVF1500	1331	470	165
DVF1800	1636	470	165

220 - 240 Volts | 1300 - 1600 Watts

Features

-  **Realistic Flame Effect**
High-contrast flames feature improved brightness and character for a dazzling, lifelike effect.
-  **Interchangeable Media Beds**
Enhance any space in your home with the customisable media bed by choosing between the included options - logs, pebbles and crystals that are available in small or large.
-  **Fuel and Flame Accent Colors**
Alternate between multiple ember and flame effect.
-  **Built-in Timer**
Set for up to 8 hours.
-  **Touch Screen Control**
Settings and temperature display are hidden when not in use.
-  **LED Lighting**
Flame and lights use brilliant, low-energy LEDs that require zero maintenance and can be illuminated separately.
-  **Supplemental Heating for your room**
Powerful fan-forced heater features a safe element that provides on-demand supplemental heat for your room.
-  **Multi-function Remote**
Control the fireplace features from the comfort of your chair.
-  **Use without heat for year round ambience**
Enjoy the unique charm of a fireplace 365 days a year using the flames without the heat.
-  **Cool-touch Glass**
Glass remains cool making it safe for children and pets in any location.
-  **Just Plug and Play**
Simply plug into any standard household outlet for instant ambience.
-  **On Wall, In Wall or Freestanding Install**
Different Install options to suit your needs.



Included feet allow for tabletop installation